


MEDIAIR

Advanced Alternating
Therapy for Effective
Pressure Relief



The MEDIAIR relieves more pressure more often than
any other product in its category.



MEDIAIR

THE IMPACT OF PRESSURE ULCERS

In October 2011, the prevention of pressure ulcers was declared a universal human right. Pressure ulcers were stated to be an adverse event and must be considered as a major threat for the safety of patients in health-care settings. The declaration states that it is necessary to guarantee the inclusion of quality and scientific evidence-based criteria, not just economic criteria, when selecting preventative and therapy resources.⁽¹⁾

Pressure ulcers are costly and reduce health related quality of life.⁽²⁾ A study of global mortality rates across 187 countries from 1990 to 2010 found that there has been a 32.5% increase in deaths directly attributable to pressure ulcers. Pressure ulcer numbers are set to increase without effective preventive measures.⁽³⁾

The number and severity of preventable pressure ulcers that develop in healthcare settings are becoming one of the most important indicators of effective practice for healthcare providers.⁽⁴⁾

The MEDIAIR relieves more pressure more often than any other product available. ⁽⁷⁾



Designed and Manufactured in Ireland

THE CAUSE

Pressure ulcers occur only as a result of externally applied mechanical forces (pressure). The magnitude and duration of the pressure applied over the vulnerable areas of the bodies is the main factor in pressure ulcer development.⁽⁵⁾ The most common areas for pressure ulcer formation are places where the weight of a person's body "sandwiches" their skin tissue between a bony prominence (bone close to the skin) and an external surface (support surface).

WHY?

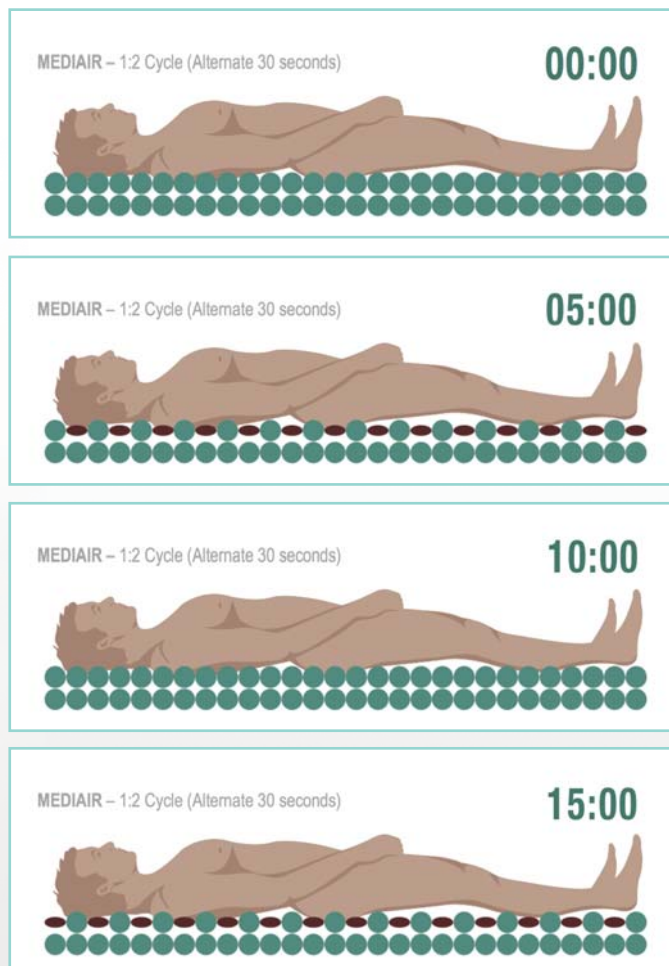
It is well established that there is pressure time threshold above which ulceration is likely.⁽⁶⁾ The ideal situation is to have low interface pressures for short periods of time to prevent pressure ulcers. While we cannot alter our weight we can alter the amount of contact area with the mattress.

While we do not know how much pressure applied or what period of time it takes for a pressure ulcer to develop, we do know that the greater the pressure and the greater the period of time exerted, the greater the risk of pressure ulcer developing.

HOW DOES YOUR MEDIAIR REDUCE THE MAGNITUDE OF PRESSURE EXERTED ON YOUR PATIENT?

By sinking the patient in, the pressure is spread out so that bony prominences do not take all the load therefore less pressure is exerted.

More cells ensure more points of contact which means more parts of the mattress are supporting the patient therefore less pressure on the bony prominences.



HOW DOES YOUR MEDIAIR REDUCE THE DURATION OF PRESSURE EXERTED ON YOUR PATIENT?

The MEDIAIR is designed to off-load the pressure from the bony prominences as frequently as every 5 minutes. The MEDIAIR mimics the effects of regular spontaneous movement thus allowing maximum tissue perfusion. This enables the blood supply to provide oxygen and nutrients more often to the various vulnerable areas, which in turn helps to prevent the development of pressure ulcers.

To view the complete alternating cycle visit www.meditecmedical.ie


WHY CHOOSE MEDIAIR?

Cycle Time

5 minutes to 20 minutes enables the mattress to off-load the pressure of the bony prominence frequently so that skin perfusion can occur in vulnerable areas of the body more often. This ensures the patient is less likely to develop pressure ulcers.

Cell Construction

Dual layered cell construction which prevents bottoming out due to the supportive bottom layer.



Gatching

It also prevents the effect of gatching which occurs in deep cells. When the bed is profiled there is a concertina effect in adjacent cells. This eliminates the benefit of alternating therapy. As a result the skin does not experience the off-loading sequence of the cycle. Cell Construction enables easy decontamination.

Auto Adjust Sensor

Automatically adjusts the pressure to maintain low pressure when the patient is profiled eliminating the need for hand checks.

Cover

PU Coated stretch nylon. Fluid proof and vapour permeable.



Cycle Type

1 in 2. This ensures that 50% of the body is being offloaded during the cycle time.

CPR®

Allows rapid deflation.



Maximum Inflate

Inflates the mattress to its maximum firmness.

Transport Facility

Transport facility allowing unpowered support of the patient for up to 48 hours.

MEDIAIR Cushion

MEDIAIR Cushion can be connected to the pump for continuity of pressure area care.



Customisation

Available in various dimensions.

Technical Specifications:

- Air Supply Controller
- Weight: 1.5 kg
- Length: 33 cm
- Height: 24 cm
- Depth: 16 cm
- Alternating Cycle Type: 1 in 2
- Alternating Cycle Times: 5-20 min
- Power Requirement
- Electrical Rating: 220V-240V, 2 Amps
- Air Mattress
- Length: 200cm
- Width: 86cm
- Height: 20cm/12cm (Fully inflated)
- Cell Construction: Dual Layered up to 28 upper cells
- Warranty: 1 year
- Max. patient weight: 180kg

References:

- (1) Declaration of Rio de Janeiro on Pressure Ulcers Prevention as a Universal Human Right 2012 <http://www.epuap.org/wp-content/uploads/2012/02/Declaracion-de-Rio-Ingles.pdf>.
- (2) Dealey C. et al, The cost of pressure ulcers in the United Kingdom, Journal of Wound Care, 2012.
- (3) Lozano, R., M. & et al (2010) Global and regional mortality from 235 causes of death for 20 age groups in 1990 and 2010: a systematic analysis for the Global Burden of Disease Study 2010. The Lancet, 380(9859), 2095-128.
- (4) Benbow, M. & Bateman, S. Working towards clinical excellence: Pressure ulcer prevention and management in primary and secondary care. Journal of Wound Care 2012, 21:9, S26-S39.
- (5) Bader DL (1990) Effects of compressive loading regimens on tissue viability. In: Bader DL(ed) Pressure Sores: Clinical Practise and Scientific Approach. London: Macmillan.
- (6) Reswick JB, Rogers JE (1976) Experience at Rancho Los Amigos Hospital with devices and techniques to prevent pressure sores. In: Bedsore biomechanics; proceedings of a seminar on tissue viability and clinical application. Eds. R. M. Kenedi. J.M. Cowden. J. T. Scales. - London: Macmillan.
- (7) Bain D. 2009 Evaluation of Dynamic Mattresses Comparing the Meditec Medi-Air to the Huntleigh Alpha Xcell and the Talley Quatro. Proceedings of EPUAP 2010 Conference Birmingham, U.K.

At Meditec Medical, we are committed to enhancing patient care, through our cutting edge therapeutic support surfaces and dedicated service. We support healthcare professionals and their patients with effective solutions that treat and prevent pressure ulcers. Our Research and Development Team work hand in hand with our customers to design and manufacture pressure relieving support surfaces and related products.

**Talk
to
us:**



Please call us now at: **01 462 4045** or email: **info@meditecmedical.com**