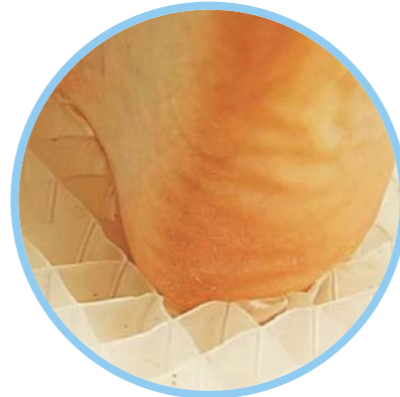



## MediFlex Cover

- Cover is multi-stretch polyurethane, and positively helps to reduce shear and friction forces
- Dissipates heat and moisture
- 10,000ppm chlorine resistant
- Avoids a 'hammock effect'
- The only fire retardant cover currently available in the world which is Oeko-Tex Class 1
- Hydrolysis resistance 1 year +
- High weld strength performance
- Zip cover also has a toughened PU anti-slip coated base



## MediFlex Heel Therapy

When perpendicular pressure is applied to the walls of the MediFlex, the cubes buckle under pressure as they bend outwards. Pressure is dissipated so it reduces rather than builds up as with high rebound foams. MediFlex has been proven to reduce pressure intensity. <sup>(6)</sup>

### Technical Specifications:

- Fire Retardancy: Foam & fillings are in compliance with S.I. 1324 (crib 5 source 5 (I.S. 419)
- Finished Product Retardancy: Finished Product is compliant with B.S.7177 (Mattress Medium) – Hazard 0,1+5
- User weight limit: 200kg
- Warranty: 5 years. Copy of warranty upon request
- Quality : Manufactured under ISO9002 ACCREDITATION AND IS REGISTERED AS A Class 1 CE medical product
- Dimensions: Standard 198X86X15cm
- Products can be manufactured to your dimensions

### References:

- (1) <http://www.hse.ie/pressureulcertozero>.
- (2) Independent Pressure testing on MediGel completed by Dr. Duncan Bain, UK (2013)
- (3) How do microclimate factors affect the risk for superficial pressure ulcers: A mathematical model. - Amit Gefen - Journal Tissue Viability 2010
- (4) Independent clinical trials by Dr. Duncan Bain, London 2014
- (5) An evaluation of pressure distributing properties of pneumatic surfaces Dr. Duncan Bain
- (6) Data on file
- (7) European Pressure Ulcer Advisory panel and National Pressure Ulcer advisory Panel. Prevention and treatment of pressure ulcers: quick reference guide. Washington DC: National Pressure Ulcer Advisory Panel; 2009

At Meditec Medical, we are committed to enhancing patient care, through our cutting edge therapeutic support surfaces and dedicated service. We support healthcare professionals and their patients with effective solutions that treat and prevent pressure ulcers. Our Research and Development Team work hand in hand with our customers to design and manufacture pressure relieving mattresses and related products.

Talk  
to  
us:



Technical  
INFO



Product  
TRIAL



Request  
CONSULTATION



Get a  
QUOTE

Please call us now at: **01 462 4045** or email: **info@meditecmedical.com**


**MEDITEC**  
ENHANCING PATIENT CARE

Meditec Medical Ltd.  
Ireland - Tel: (+353) 1 462 4045 Fax: (+353) 1 452 5104  
info@meditecmedical.com www.meditecmedical.com

**MEDITEC**  
ENHANCING PATIENT CARE

## MEDIFLEX

### Preventing and Treating Pressure Ulcers



Our advanced controlled release valve system allows pressure changes to occur slowly to maximise pressure relief and comfort for the patient.




Designed and Manufactured in Ireland

# MEDIFLEX

Our advanced controlled release valve system allows pressure changes to occur slowly to maximise pressure relief and comfort for the patient.

## Benefits include:

- The system has the flexibility to reconfigure and re-inflate itself anytime the patient moves or is repositioned. This proven technology prevents and treats pressure ulcers.
- Your patients with limited ambulation/mobility require the appropriate surface to help prevent pressure ulcer development.<sup>(1)</sup>
- Deep tissue injuries can develop in as little as two hours but may not be recognised for two to seven days.
- This self-adjusting technology provides extremely low pressure support for your patients and can also be converted to an alternating system if required.




Cross section of mattress layers and enclosed cells.



Designed and Manufactured in Ireland

## THERAPY 1: USE AS A SELF-REGULATING NON-POWERED MATTRESS.

The MediFlex operates using self-regulating technology, a pressurised system of independent, dynamic air chambers with intake and regulator valves. The system has the flexibility to reconfigure and re-inflate itself anytime the patient moves or is repositioned. The pressure gradient inside the systems nine dynamic air chambers automatically adjusts to provide optimum low-pressure settings. This advanced controlled-release valve system of the MediFlex allows these pressure changes to occur slowly to maximise pressure relief and comfort for the patient.



The controlled-release valve system on the dynamic air chamber helps maintain the system at an optional low-pressure setting.

## THERAPY 2: USE AS A POWERED ALTERNATING SYSTEM.

Simply connect the optional controller pump to the mattress to turn the system into an alternating therapy. The MediFlex dual therapy system can be converted in seconds when the additional therapy is desired. Alternating therapy helps enhance capillary flow and continuously changes the pressure gradient of the mattress.<sup>(5)</sup>



Connect light weight pump to convert into alternating Therapy.

## MediFlex Foam HOW DOES OUR FOAM WORK?

The industry leading temperature-sensitive visco-elastic foam moulds to the exact contours of the body, actively re-distributing the patients weight & pressure. This pressure-redistribution almost doubles the surface contact area, thus greatly reducing interface pressures.



## VISCO ELASTICATED FOAM

Strong Evidence from EUPAP supports the fact that an individual should be repositioned with greater frequency on a non pressure-redistributing mattress than on a viscoelastic foam mattress.<sup>(7)</sup>

## GEL-INFUSED VISCOELASTIC FOAM TOP LAYER.

This gel-infused viscoelastic foam is a highly conductive open-cell memory foam. It has the ability to channel heat and help regulate body heat. Tests using flowmeter prove that this gel-infused foam allows greater airflow than standard memory foam. (Up to twelve times cooler<sup>(4)</sup>). Gel-infused viscoelastic foam also enhances the pressure relieving properties of the visco foam. When gel-infused foam is compressed, the gel particles begin to coalesce and interact, resulting in superior support.<sup>(5)</sup>



## iKool.

Reducing skin temperature improves the microclimate which in turn helps prevent pressure ulcers.<sup>(3)</sup> Elevated skin temperature is associated with increased metabolic demand by 6% to 13% per degree Celsius. It is then reasonable to conclude that tissue susceptibility to injury is increased. Particularly when both nutrient supply and metabolite removal are reduced by loading.